

Newsletters

Newsletters are displayed on the specialty pages separately for each monthly edition. Once you have selected the newsletter you wish to read from the specialty page, you will be brought to that resource specific page. Here you will be able to read the newsletter.



Radiology Compliance Manager, February 2018

February 2018 Issue. We present the very latest radiology compliance, coding, and reimbursement news you need to know – including new policies, rules and emerging trends – into 12 quick-reading monthly issues.

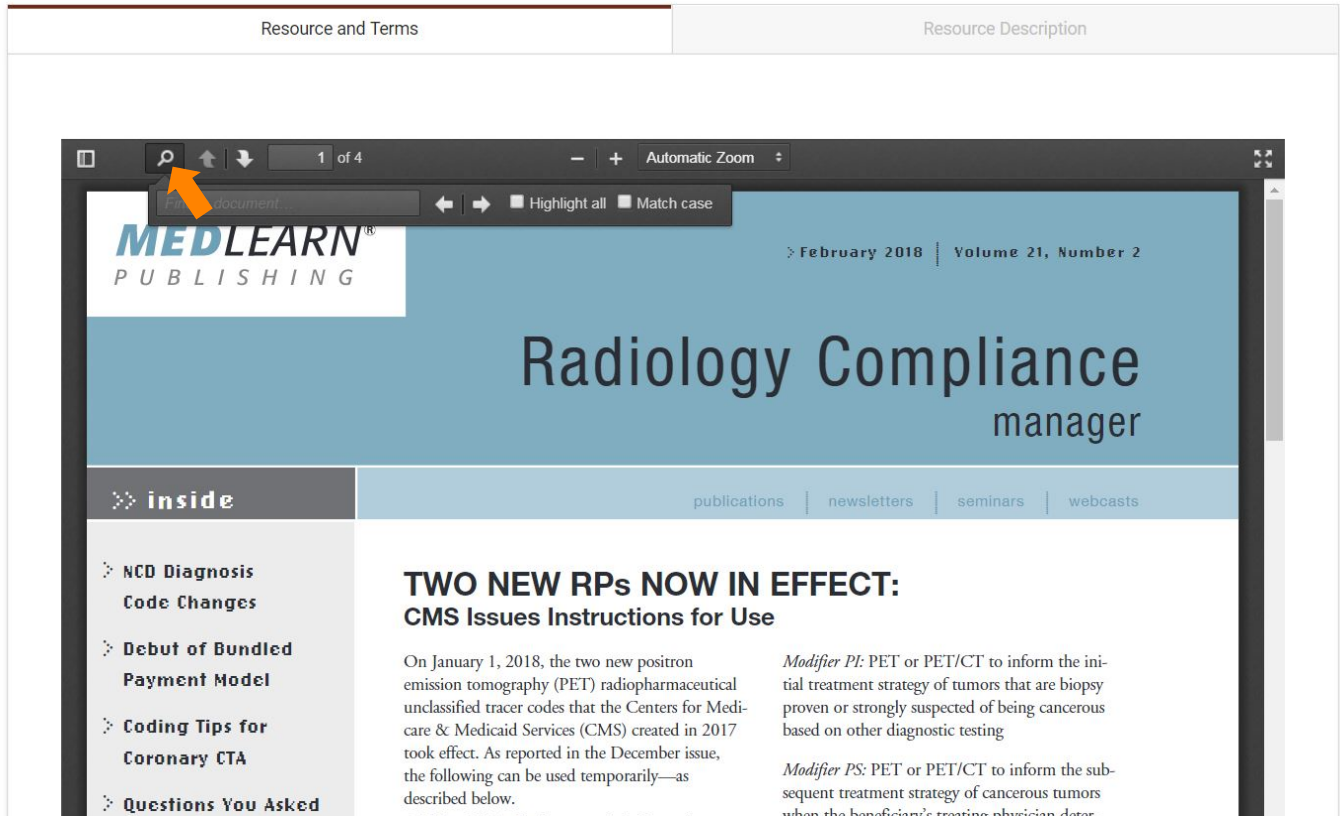
★ Favorite

Resource and Terms	Resource Description
--------------------	----------------------

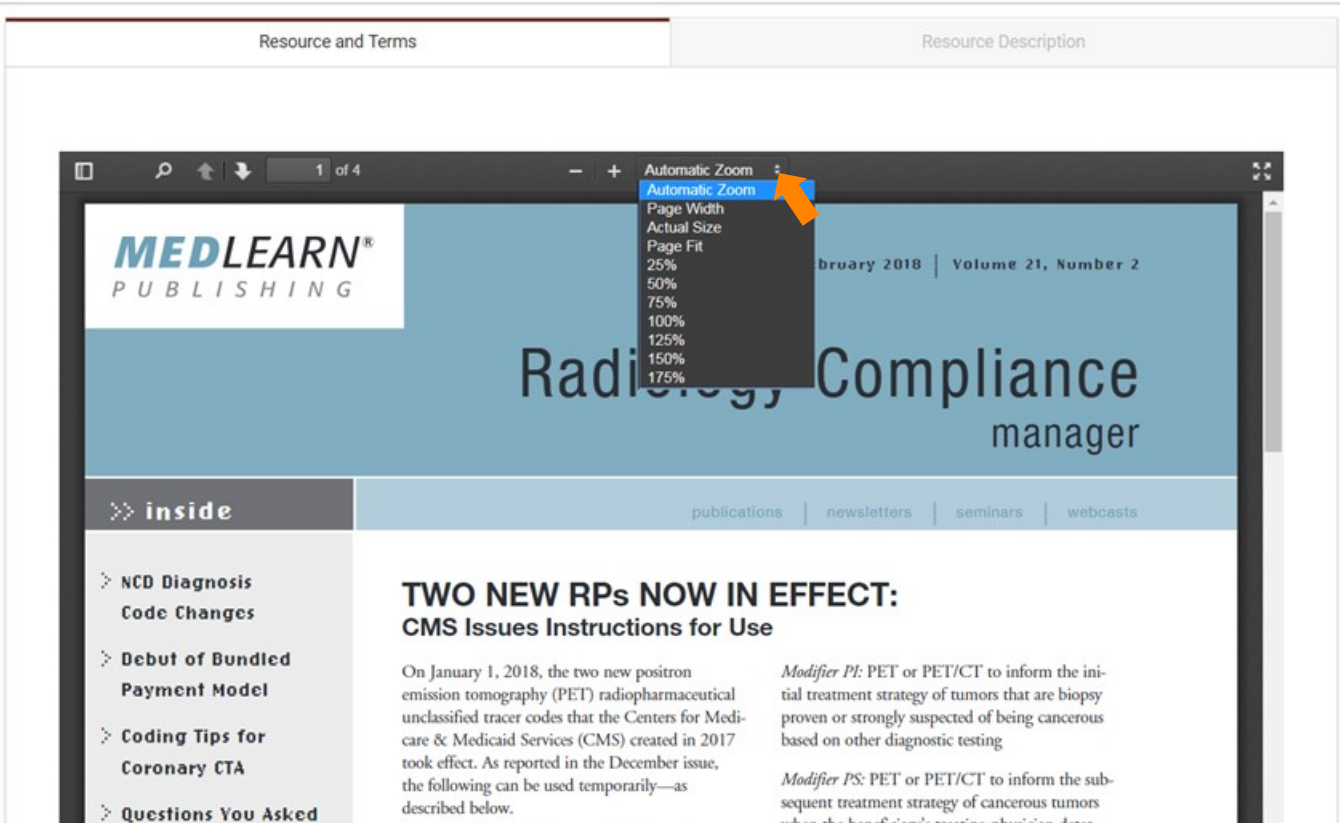
The newsletter will be open in your browser upon opening the resource page, you will be able to read the newsletter here on the page. You can either scroll through the newsletter or click the Next Page arrow to flip through one page at a time.

Resource and Terms	Resource Description
	<p>TWO NEW RPs NOW IN EFFECT: CMS Issues Instructions for Use</p> <p>On January 1, 2018, the two new positron emission tomography (PET) radiopharmaceutical unclassified tracer codes that the Centers for Medicare & Medicaid Services (CMS) created in 2017 took effect. As reported in the December issue, the following can be used temporarily—as described below.</p> <p><i>Modifier PI:</i> PET or PET/CT to inform the initial treatment strategy of tumors that are biopsy proven or strongly suspected of being cancerous based on other diagnostic testing</p> <p><i>Modifier PS:</i> PET or PET/CT to inform the subsequent treatment strategy of cancerous tumors when the beneficiary's treating physician deter-</p>

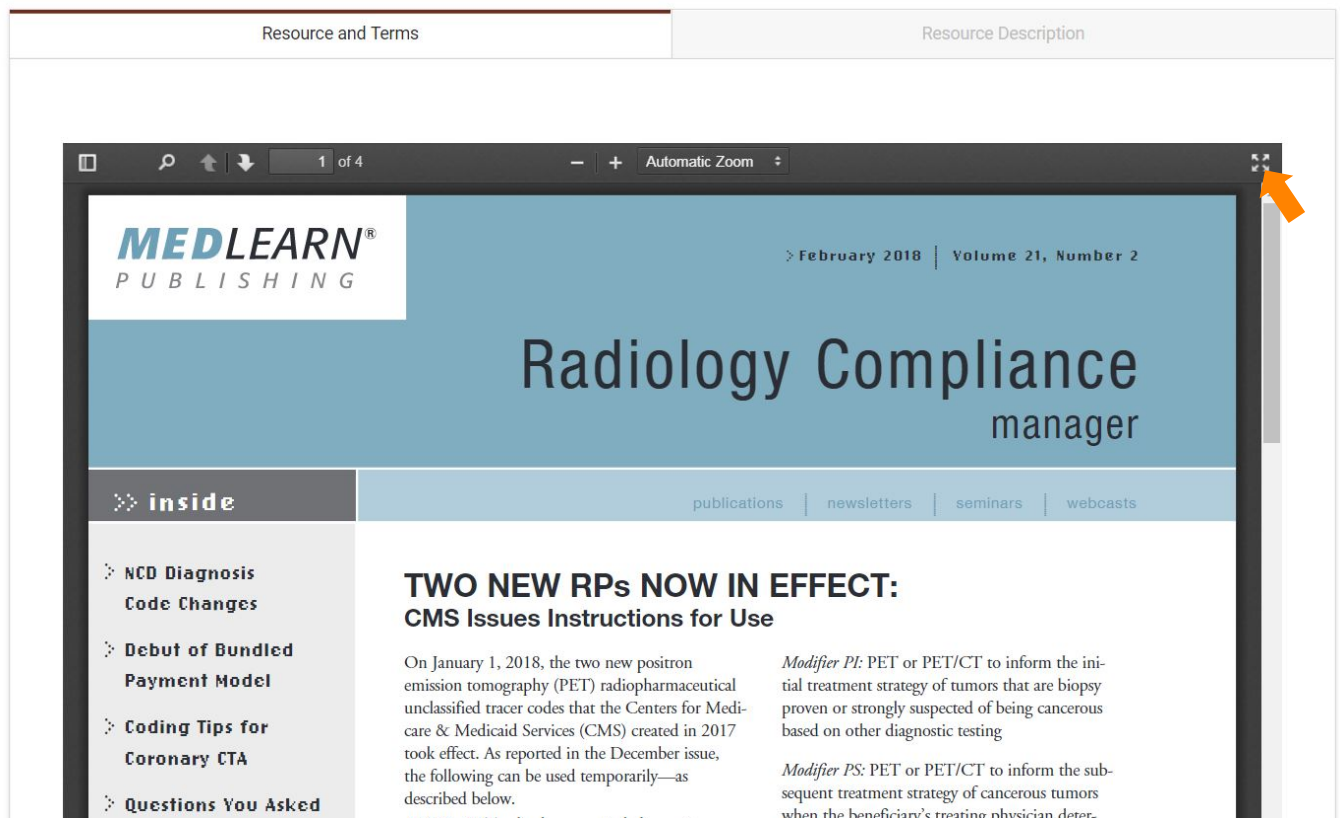
If there's a specific term you are looking for you can type that into the search to easily navigate to the information you need.



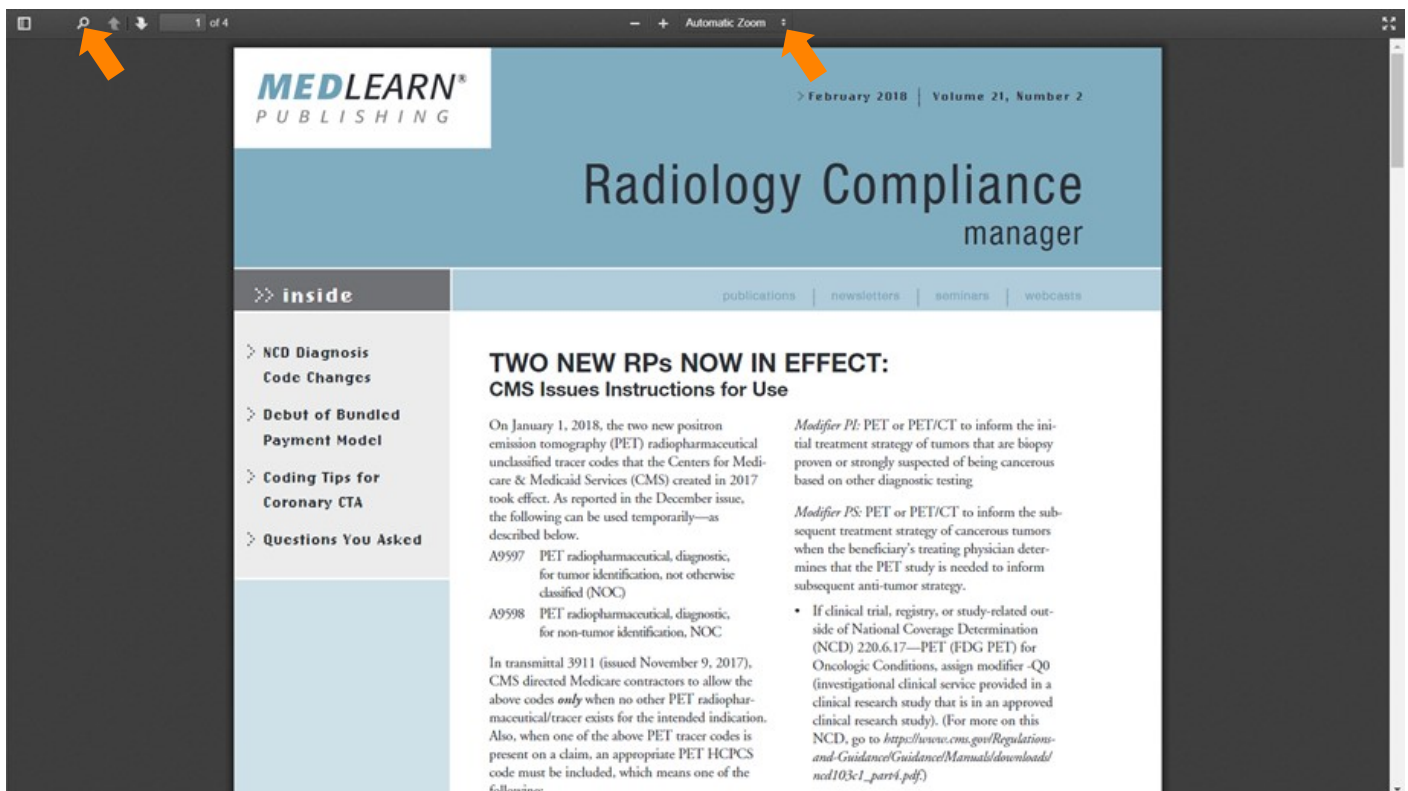
If you want to see something a bit larger you are able to zoom in and increase the chart size, you can zoom back out to your preference for reading the newsletter.



You are also able to open the newsletter in Full Screen mode which can make reading a little easier. This is the icon in the upper right corner of the screen.



From Full Screen mode, you are still able to search and zoom in and out to your preference.



To exit full screen mode click the 'Full Screen On/Off' icon in the upper right corner of the screen.

MEDLEARN® PUBLISHING | February 2018 | Volume 21, Number 2

Radiology Compliance manager

publications | newsletters | seminars | webcasts

inside

- NCD Diagnosis Code Changes
- Debut of Bundled Payment Model
- Coding Tips for Coronary CTA
- Questions You Asked

TWO NEW RPs NOW IN EFFECT: CMS Issues Instructions for Use

On January 1, 2018, the two new positron emission tomography (PET) radiopharmaceutical unclassified tracer codes that the Centers for Medicare & Medicaid Services (CMS) created in 2017 took effect. As reported in the December issue, the following can be used temporarily—as described below.

A9597 PET radiopharmaceutical, diagnostic, for tumor identification, not otherwise classified (NOC)

A9598 PET radiopharmaceutical, diagnostic, for non-tumor identification, NOC

In transmittal 3911 (issued November 9, 2017), CMS directed Medicare contractors to allow the above codes *only* when no other PET radiopharmaceutical/tracer exists for the intended indication. Also, when one of the above PET tracer codes is present on a claim, an appropriate PET HCPCS code must be included, which means one of the following:

Modifier PI: PET or PET/CT to inform the initial treatment strategy of tumors that are biopsy proven or strongly suspected of being cancerous based on other diagnostic testing.

Modifier PS: PET or PET/CT to inform the subsequent treatment strategy of cancerous tumors when the beneficiary's treating physician determines that the PET study is needed to inform subsequent anti-tumor strategy.

- If clinical trial, registry, or study-related outside of National Coverage Determination (NCD) 220.6.17—PET (FDG PET) for Oncologic Conditions, assign modifier -Q0 (investigational clinical service provided in a clinical research study that is in an approved clinical research study). (For more on this NCD, go to https://www.cms.gov/Regulations-and-Guidance/Guidance/Manuals/downloads/ncd103c1_parr4.pdf).

Newsletters will contain links to information sources for some of the articles, if you would like to view the source information for an article just click the link in the newsletter. This will open the source information in a new tab.

78815 skull base to mid-thigh
78816 whole body

The transmittal also includes the following instructions:

- If tumor-related, assign one of the following, as appropriate:

don't follow the rules above. The agency directed contractors for Part B to line-item reject.

Information Source: The above-referenced transmittal can be found at <https://www.cms.gov/Regulations-and-Guidance/Guidance/Transmittals/2017-Transmittals-Items/R3911CP.html>.

February 2018 | Radiology Compliance Manager

QUARTERLY ICD-10 CODING REVISIONS: Changes Made in Three Radiology NCDs

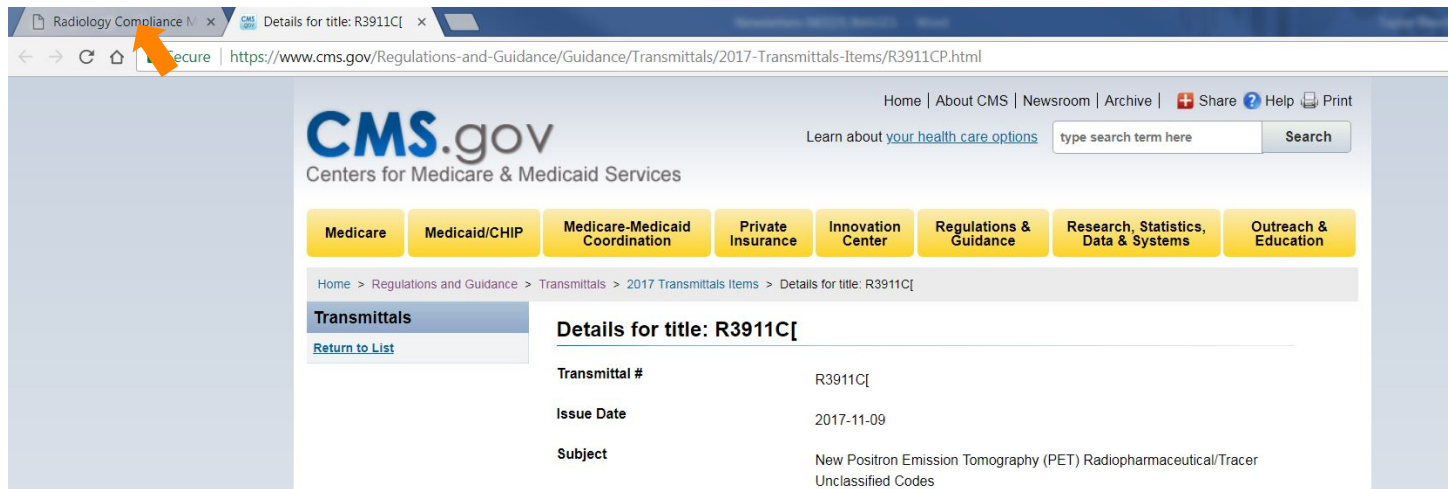
In its quarterly update to the National Coverage Determinations (NCDs), the Centers for Medicare & Medicaid Services (CMS) have made numerous code changes, particularly the addition of ICD-10-CM diagnosis codes. When

PET for Solid Tumors	End Date: 09-30-2017 C96.2 Malignant mast cell neoplasm
	End Date: 09-30-2015 R93.429 Abnormal radiologic

Information Sources:

- To download spreadsheets specific to all of the NCDs, go to <https://www.cms.gov/Medicare/Coverage/DeterminationProcess/downloads/CR10318.zip>. Each file includes

To navigate back to the Resource Center, either close the new browser tab that opened for the external source material or simply click back to the Resource Center tab.



The screenshot shows a web browser with two tabs. The active tab is titled 'Details for title: R3911C' and the address bar shows the URL: <https://www.cms.gov/Regulations-and-Guidance/Guidance/Transmittals/2017-Transmittals-Items/R3911CP.html>. An orange arrow points to the 'Radiology Compliance M' tab. The CMS.gov header includes navigation links for Home, About CMS, Newsroom, Archive, Share, Help, and Print. A search bar is present with the text 'Learn about your health care options' and a 'Search' button. Below the header is a navigation menu with buttons for Medicare, Medicaid/CHIP, Medicare-Medicaid Coordination, Private Insurance, Innovation Center, Regulations & Guidance, Research, Statistics, Data & Systems, and Outreach & Education. The breadcrumb trail reads: Home > Regulations and Guidance > Transmittals > 2017 Transmittals Items > Details for title: R3911C. A sidebar on the left contains a 'Transmittals' section with a 'Return to List' link. The main content area is titled 'Details for title: R3911C' and contains the following information:

Transmittal #	R3911C[
Issue Date	2017-11-09
Subject	New Positron Emission Tomography (PET) Radiopharmaceutical/Tracer Unclassified Codes